

### 1. Scope

The present specifications shall apply to an SJPA-D3.

### 2. Outline

Type	Silicon Schottky Barrier Diode
Structure	Resin Molded
Applications	High Frequency Rectification

### 3. Flammability

UL94V-0(Equivalent)

## 4. Absolute maximum ratings

No.	Item	Symbol	Unit	Rating	Conditions
1	Transient Peak Reverse Voltage	$V_{RSM}$	V	30	
2	Peak Reverse Voltage	$V_{RM}$	V	30	
3	Average Forward Current	$I_{F(AV)}$	A	1.0	Refer to Derating of 7
4	Peak Surge Forward Current	$I_{FSM}$	A	30	Half sinewave, one shot
5	$I^2t$ Limiting Value	$I^2t$	$A^2s$	45	$1msec \leq t \leq 10msec$
6	Junction Temperature	$T_j$	$^{\circ}C$	-40~+125	
7	Storage Temperature	$T_{stg}$	$^{\circ}C$	-40~+125	

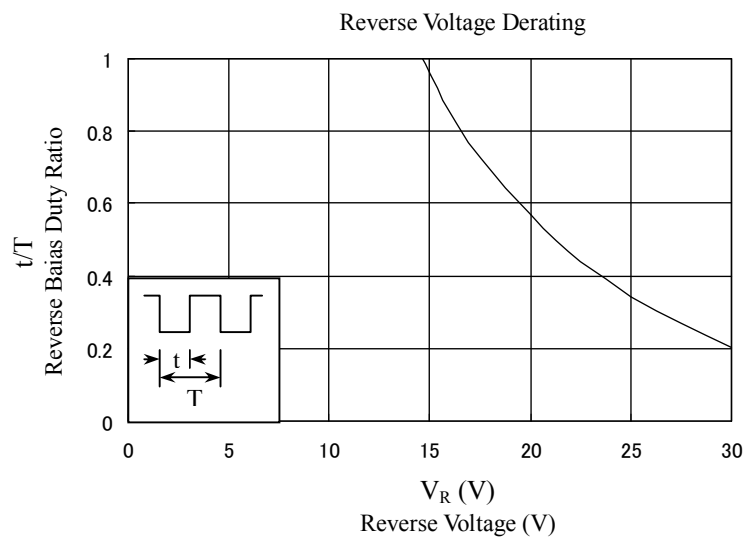
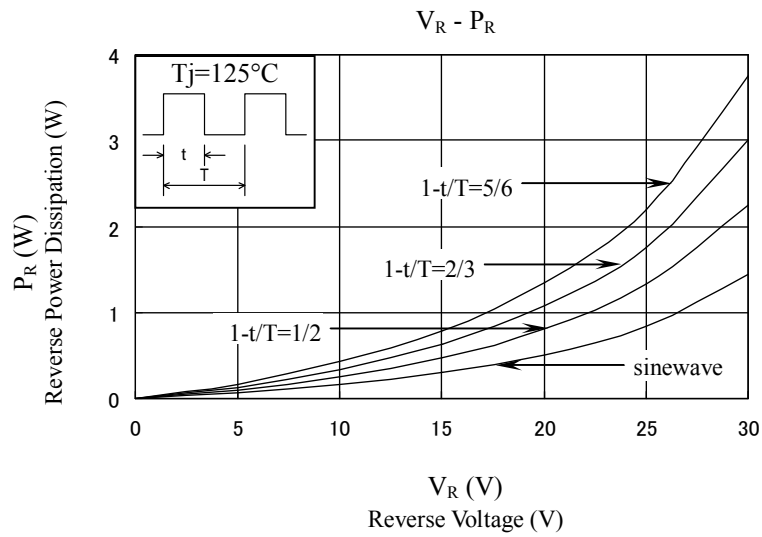
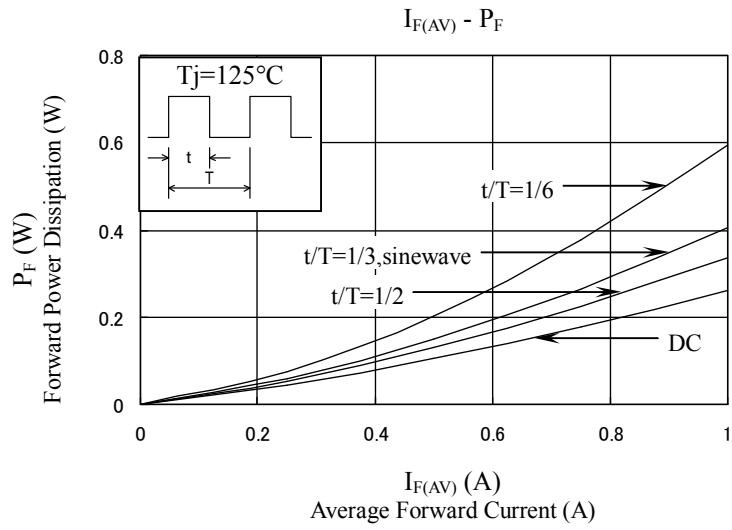
5. Electrical characteristics ( $T_a=25^{\circ}C$  , unless otherwise specified)

No.	Item	Symbol	Unit	Value	Conditions
1	Forward Voltage Drop	$V_F$	V	0.36 max.	$I_F=1.0A$
2	Reverse Leakage Current	$I_R$	mA	1.5 max.	$V_R=V_{RM}$
3	Reverse Leakage Current Under High Temperature	$H \cdot I_R$	mA	70 max.	$V_R=V_{RM}, T_j=100^{\circ}C$
4	Thermal Resistance	$R_{th(j-l)}$	$^{\circ}C/W$	20 max.	Between Junction and lead

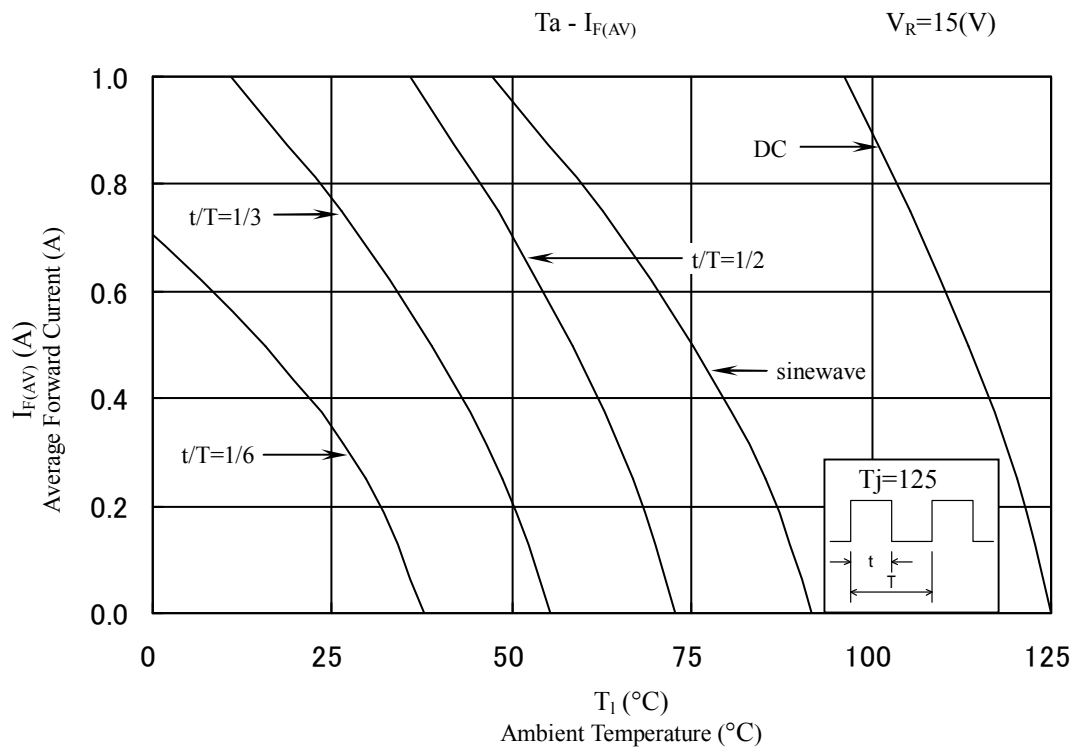
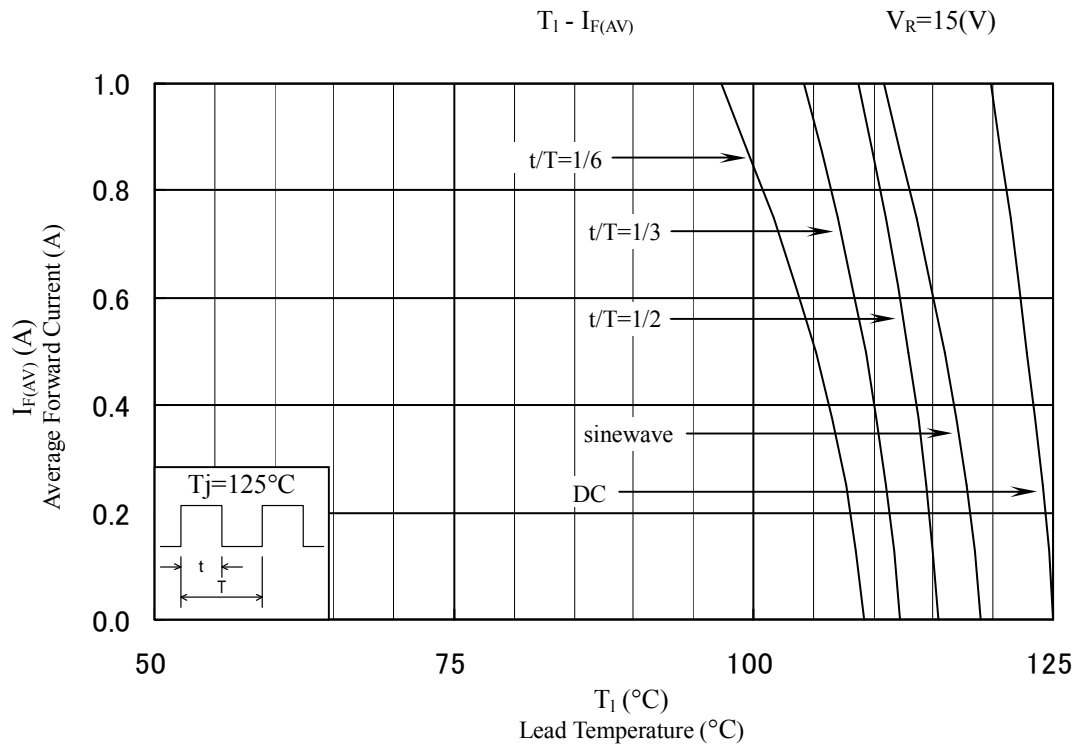
Note) This product is designed in a manner that the forward loss should be minimized , however as a result the reverse leakage current cannot be helped being large.

Therefore, in using product attention should be paid to loss and heat caused by this reverse leakage current.

6. Characteristics

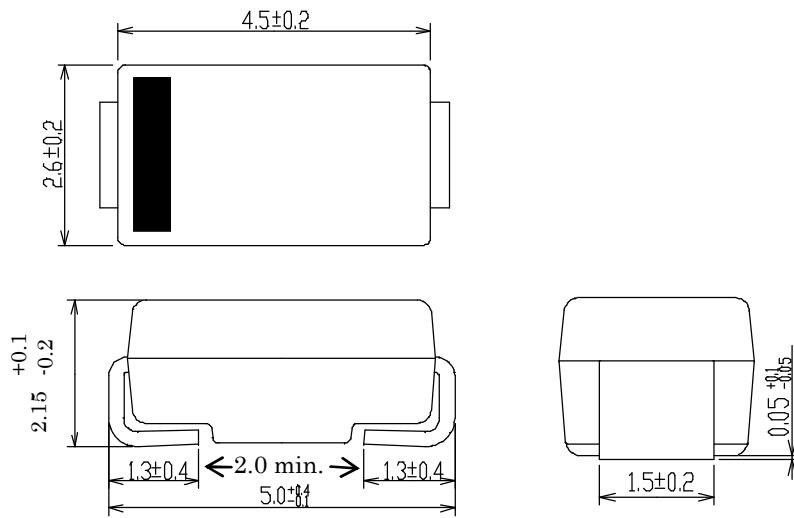


7. Derating



8. Package information

8-1 Package type, physical dimensions and material

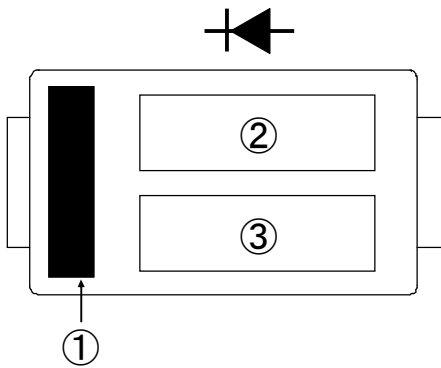


Dimensions in mm

8-2 Appearance

The body shall be clean and shall not bear any stain, rust or flaw.

8-3 Marking



Polarity marking (Cathode band)

Type number

SJPA-D3 as abbreviated of AD3

Lot number

Example) 6N14

6: Last number of Year

N: Month from 1 to 9 for Jan. to Sep.

O for Oct. , N for Nov. , D for Dec.

14: Day