



## FWC18 Series

18W ITE Desktop Power Supply

**FWC18 Is Not Recommended For New Designs. Not Level VI Compliant. Not for Consumer / Household use for units built after February, 2016. Please Use FWA020 Class II or FWA020 Class I As A Replacement**

- High Efficiency: Level V
- Fully Regulated DC Output
- Lifetime Expectation >5 years
- Hold-up Time >12ms at full load
- Safety Approval - EN60950-1 Class I
- CEC Compliant

Elpac Part Number	Output Voltage	Output Current	Peak Current <sup>1</sup>	Total Regulation <sup>2</sup>	Typical Efficiency <sup>3</sup>
FWC1805-760F	5.0V	3.6A	4.3A	±5%	82%
FWC1812-760F	12.0V	1.5A	1.8A	±5%	83%
FWC1818-760F	18.0V	1.0A	1.2A	±5%	85%
FWC1824-760F	24.0V	0.8A	0.9A	±5%	86%

**Notes**

1 Maximum peak load (21W) lasting 500ms with a maximum 10% duty cycle.

2 Includes initial setting, line regulation, load regulation, and thermal drift.

3 Typical at 115VAC (including output cable).

## Input

Input Voltage	85 - 264VAC 100 - 240VAC Nominal
Input Frequency	47 - 63Hz
Input Current	<0.5A rms
Inrush Current	<37A at 230VAC cold start
Zero Load Power Consumption	<0.5W
Touch Leakage Current	<200 $\mu$ A @ 132VAC @ 60Hz <350 $\mu$ A @ 264VAC @ 60Hz

## Output

Output Voltage	See Table
Total Regulation	+/-5%
Minimum Load	No minimum load required
Start-Up Delay	<1s
Hold-Up Time	>12ms at any input voltage
Ripple & Noise	<1% pk-pk ** *
Over Voltage Protection	110-135%
Over Temperature Protection	Active - Recoverable; plus Passive - Non Recoverable
Over Current Protection	120 - 180%
Short Circuit Protection	shutdown, auto-restart (hiccup mode)

### Notes

\* Ripple and noise measured with 20MHz bandwidth; 10 $\mu$ F tantalum capacitor in parallel with a 0.1 $\mu$ F ceramic capacitor.



## General

Efficiency	Avg Efficiency 83.5% @ 115VAC; 81.6% @ 230VAC
MTBF	min. 100,000 hours demonstrated
Size	3.35" (85.0mm) x 1.97" (50.0mm) x 1.30" (33.0mm)
Weight	0.45 lbs (0.32 kg)

## Environmental

Operating Temperature	0 – 60°C (Full load to 40°C, derate linearly to 50% load at 60°C)
Storage Temperature	-40°C to +85°C
Relative Humidity	5-95%, non-condensing
Cooling	Natural Convection
Vibration	All units production tested to 19.6m/s <sup>2</sup>

## EMC & Safety

Emissions	FCC class B, CISPR22 class B EN61000-3-2, -3
Immunity	EN61000-4-2, -3, -4, -5, -6, -8, -11
Certified by:	cTUVus
	UL 60950-1
	CAN/CSA-22.2 No.950
	CB per IEC60950-1
	CE marked to LVD & EMC Directive

## Input Configuration

Standard Input Cable	6 ft cable with US standard (Nema 5-15) 3 prong connector
Connection on Power Supply Body	IEC 320 C14 Receptacle

## Output Configuration

Standard Output Cable	6 ft.
Cord Size	2x16awg
Connector (PSU side)	Switchcraft 760 or equivalent
Mating Connector	Switchcraft 712A or equivalent

## Output Pin Assignments

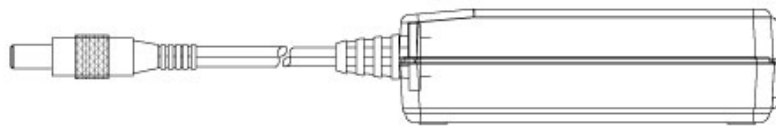


Center

+v1

Outside

Return



1.30" [33.0mm]

