

Ordering Information

RECEPTACLE, Discrete Wire

Component	Packaging	Flammability	Circuits	Description	Order No.
	Bag	94V-0	2 to 25	Crimp Housing with Positive Lock	50-57-94XX
			2 to 8	Crimp Housing, Positive Lock with TPA	50-57-97XX
			2 to 8	TPA (Terminal Positioning Assurance) Lock	73838-00XX

Replace XX with number of circuits desired.

FEMALE TERMINAL

Component	Description	Packaging	Base Material	Plating	Insulation Diameter, Max	Wire Range	Order No.
	Female Terminal	Reel	Phosphor Bronze	Tin	1.63mm	22 to 24 AWG	16-02-0086
					1.52mm	24 to 30 AWG	16-02-0069
				15µ" Gold	1.63mm	22 to 24 AWG	16-02-0087
					1.52mm	24 to 30 AWG	16-02-0082
				30µ" Gold	1.63mm	22 to 24 AWG	16-02-0088
					1.52mm	24 to 30 AWG	16-02-0083

PLUG, Discrete Wire


Component	Packaging	Circuits	Flammability	Description	Order No.
	Bag	2 to 25	94V-0	Male Housing	70107-00YY
				Male Housing, Panel Mount	70107-00ZZ

Replace YY with number of circuits desired -1. For example, if you desire an 8 circuit part, insert 07.



Replace ZZ with number of circuits desired +34. For example, if you desire an 8 circuit part, insert 42.

Ordering Information

MALE TERMINAL

Component	Description	Packaging	Base Material	Plating	Insulation Diameter, Max	Wire Range	Order No.
	Male Terminal	Reel	Phosphor Bronze	Tin	1.63mm	22 to 24 AWG	16-02-0107
					1.52mm	24 to 30 AWG	16-02-0105
				15µ" Gold	1.63mm	22 to 24 AWG	16-02-0081
					1.52mm	24 to 30 AWG	16-02-0077
				30µ" Gold	1.63mm	22 to 24 AWG	16-02-0116
					1.52mm	24 to 30 AWG	16-02-0078

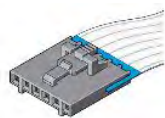

RECEPTACLE (Insulation Displacement Technology)

Component	Flammability	Packaging	Description	Wire Range	Circuits	Plating	Order No.
	94V-0	Tube	Female IDT Housing	22 to 28 AWG	2 to 25	Tin	14-56-7XX1
15µ" Gold						14-56-7XX6	
			Male IDT Housing			Tin	14-44-52XX
						15µ" Gold	14-44-53XX

Replace XX with number of circuits desired.

Above part numbers 22 AWG options. See molex.com for other AWG options.

RECEPTACLE (Flat Flex Cable)

Component	Description	Packaging	Circuits	Flammability	Plating	Order No.
	Female FFC Housing with Positive Lock	Tube	2 to 25	94V-0	Tin	15-38-8XX0
					15µ" Gold	15-47-4XX3
	Male FFC Housing	Tube	2 to 25	94V-0	Tin	15-38-9XX2
					15µ" Gold	15-47-5XX0

Replace XX with number of circuits desired.

Specifications

Electrical

Current:
 3.0A max. (Discrete Wire)
 2.0A max. (IDT/FFC)
 Voltage: 250V
 Contact Resistance: 15 Milliohms
 Dielectric Withstanding Voltage:
 1500V AC for 1 Minute
 Insulation Resistance: 1,000 Megohms

Physical

Operating Temperature:
 - 40 to +105°C

Reference Information

UL File No.: E29179
 CSA File No.: LR19980
 RoHS Compliant: YES

Mechanical

Connector Retention:
 45N max. When Latch Engaged
 15N min. With Latch Disengaged

Maximum Wire Diameter
 1.63mm (22 to 24 AWG Terminal)
 1.52mm (24 to 30 AWG Terminal)

Features and Benefits

Feature	Benefit	Picture
Positive locking	Ensures secure retention when receptacle and plug are mated	
Low-profile, stackable housing	Provides design flexibility with our without panel mounting	
Terminal provides two independent points of contact	Offers redundant, secondary current paths for long-term electrical performance and reliability	
Ribbon cable IDT (Insulation Displacement Technology)	Lowest cost termination method for high-volume cable assembly processing	
Terminal position assurance (TPA)	Increases terminal pull-out-force and reduces the risk of terminal back out	