X Kontaktanordnung/ *contact arrangement*

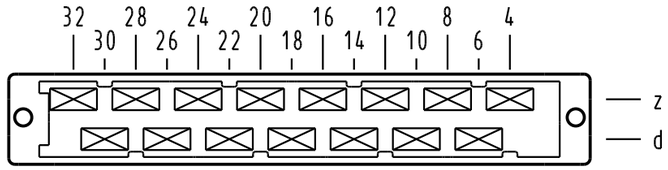

15 Kontakte
15 contacts

☒ = Kontaktposition belegt
= *position with contact*

☐ = Kontaktposition nicht belegt
= *position without contact*

Z
2 : 1

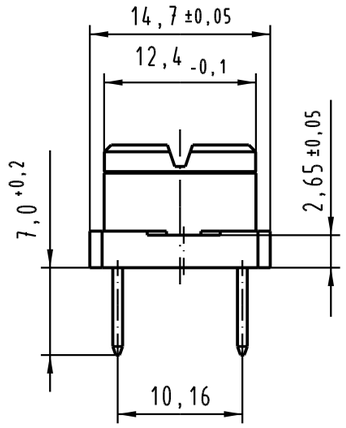

X (Lochbild/ *board drillings*)

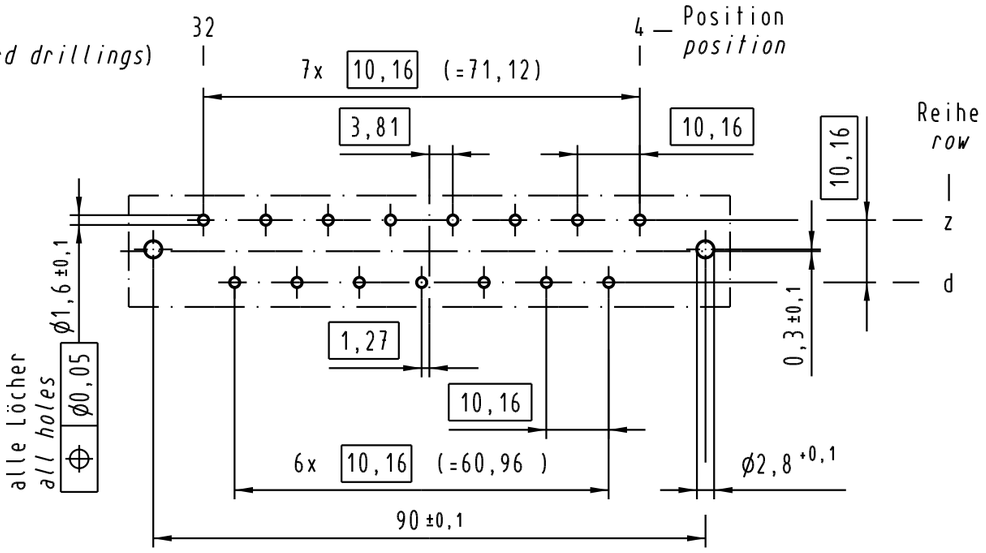

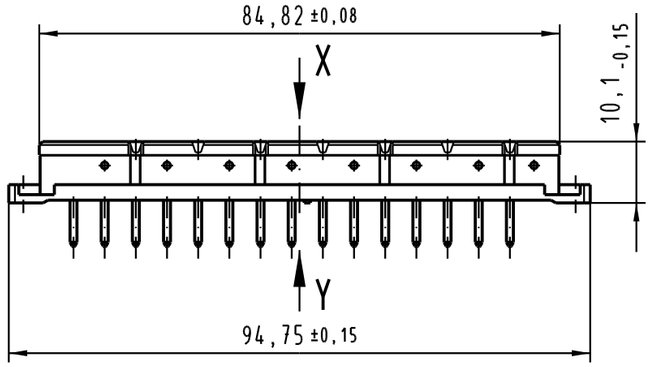

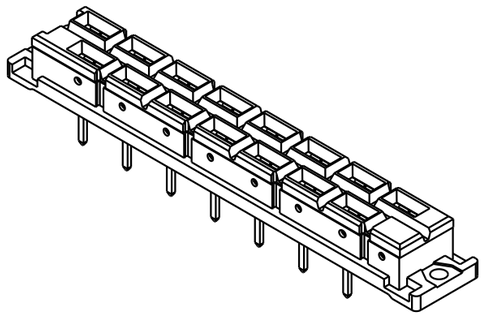

Y
10 : 1

Querschnitt der Lötanschlüsse:
cross-section of solder terminations:

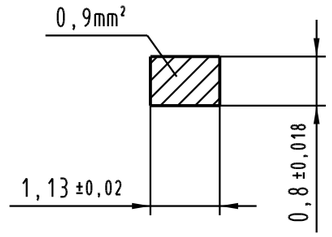

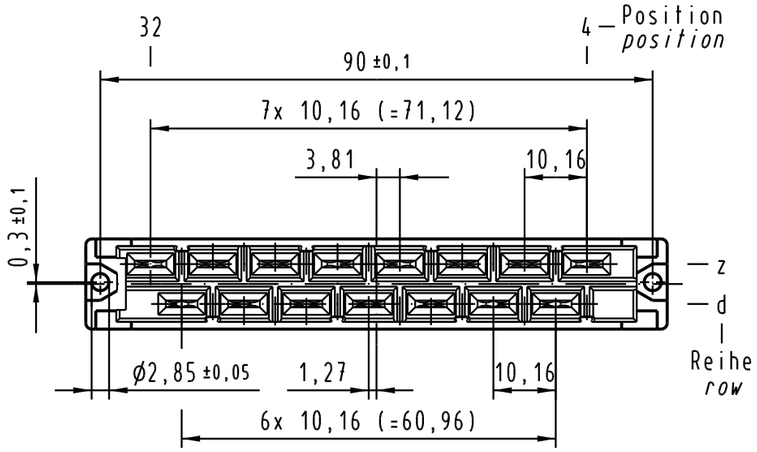

Kontaktoberfläche Ag
contact plating Ag

All Dimensions in mm Original Size DIN A 3			Techn. Character. IEC 60603-2			Nicht tolerierte Maße/ *Free size tolerances* IEC 60603-2
				Dat.	Name	Maßstab/*Scale*
			Detail.	25.05.04	Leh.	1 : 1
			Insp.	25.05.04	kfoe	2 : 1
			Stand.			
32581	21.02.05	Leh.	HARTING Electronics GmbH & Co. KG D-32339 ESPELKAMP			Bauform/*type* H 15 low profile Federleiste Einlöt 7,0 *female connector solder 7,0*
32041						TB 09 06 215 2831
Mod.	Dat.	Name				Blatt/ *page* /

Sub.09 06 215 2831 Mod. 5080 v. 29.07.88

Alle Rechte vorbehalten/ *All rights reserved*