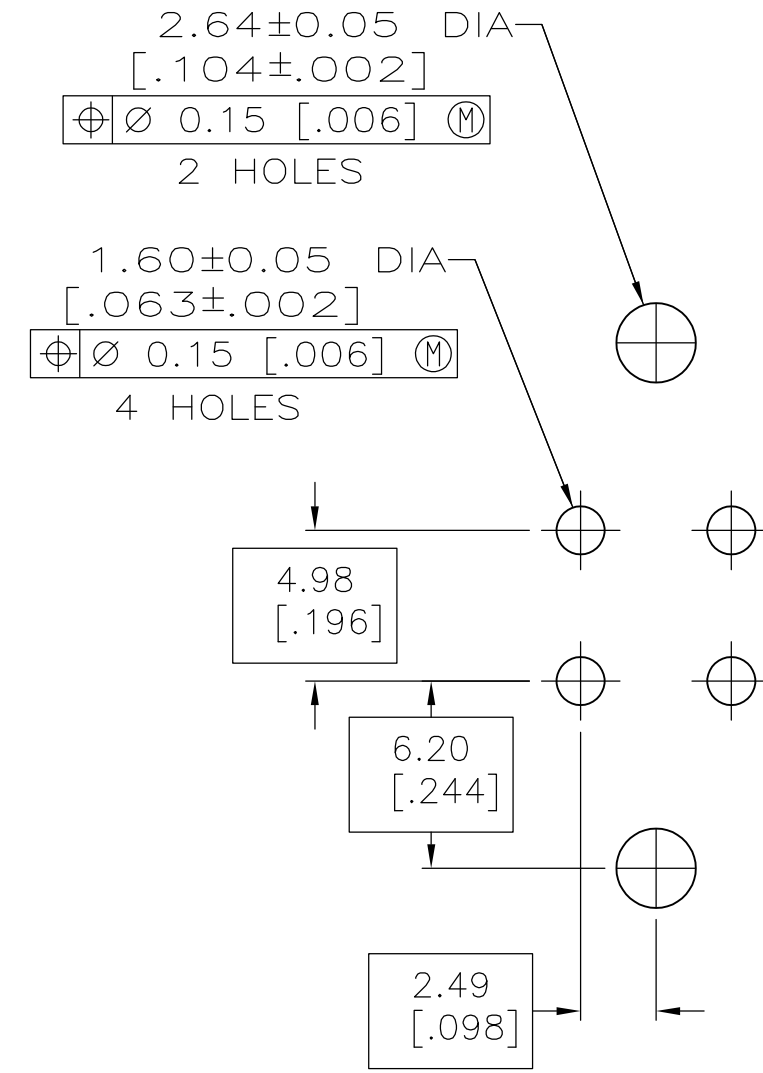
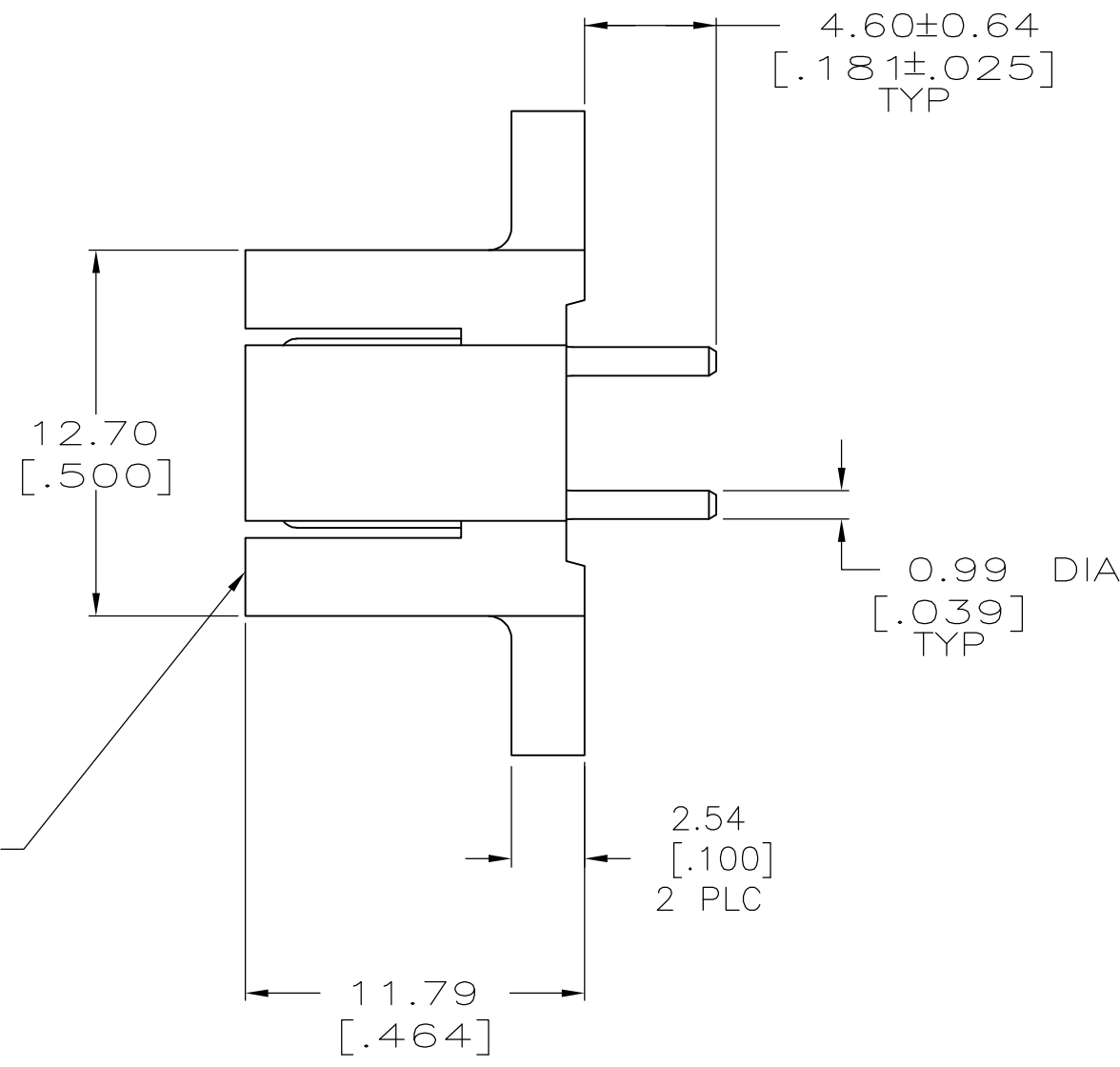
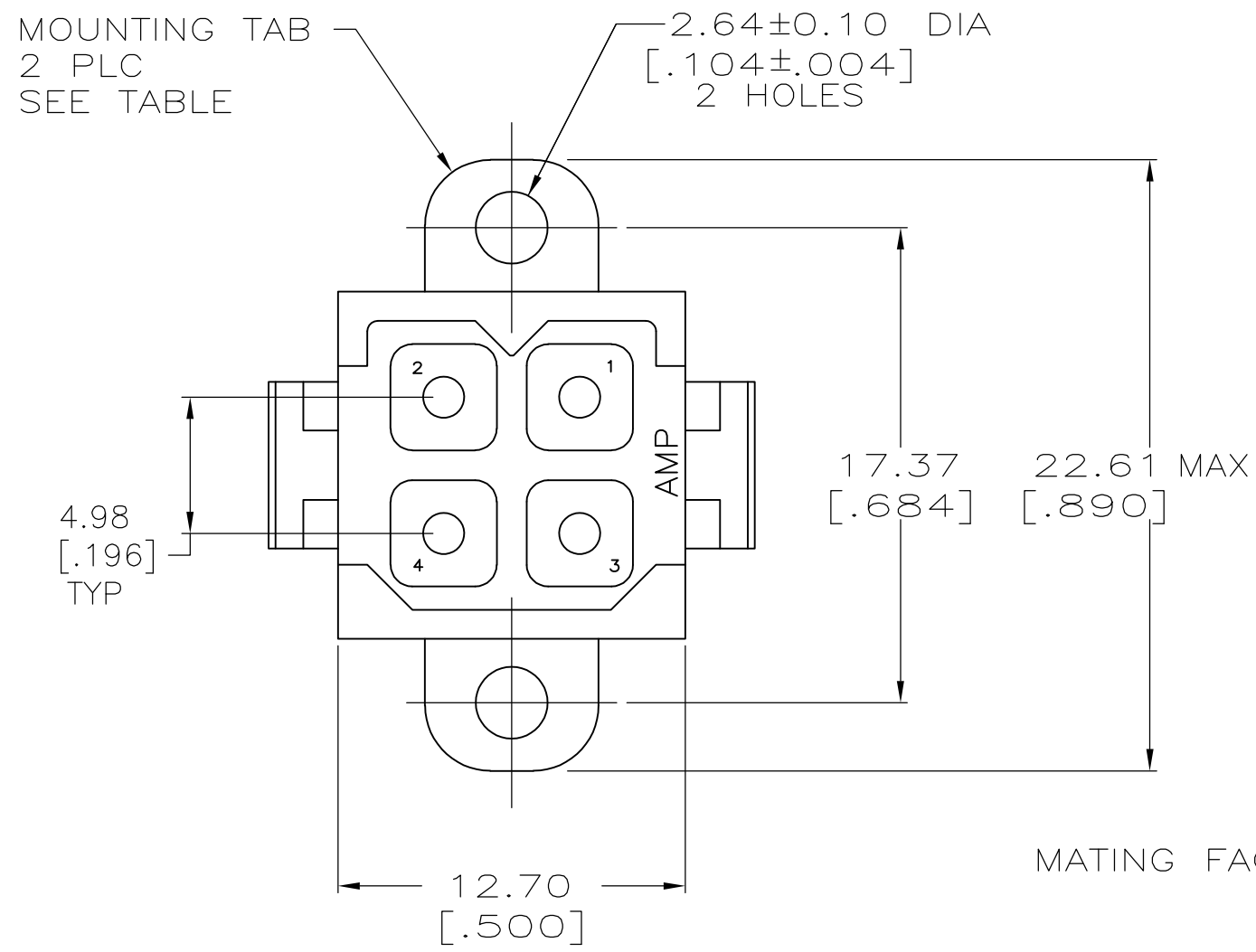
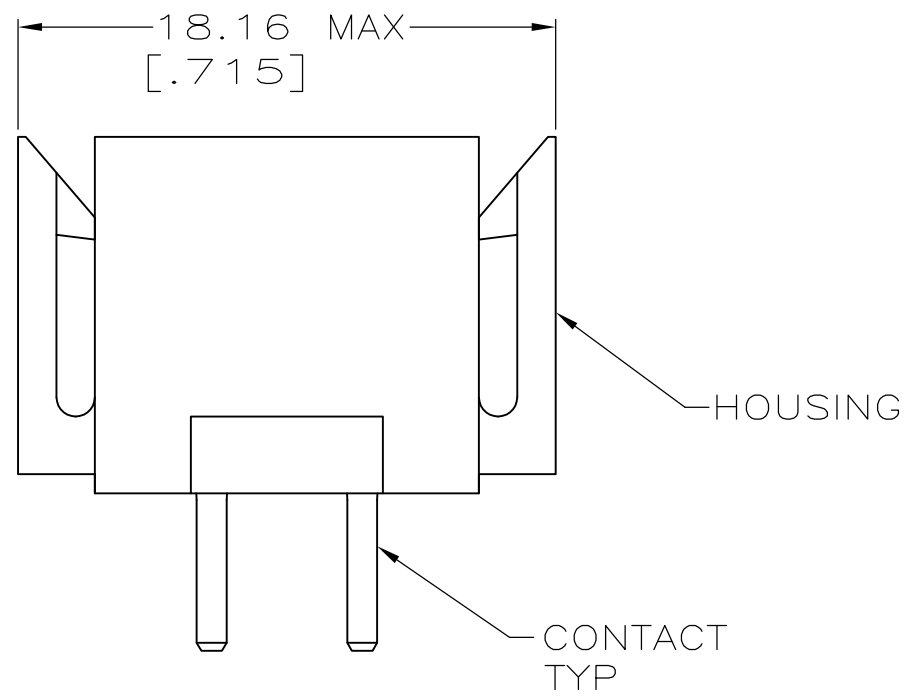


THIS DRAWING IS UNPUBLISHED. RELEASED FOR PUBLICATION  
 © COPYRIGHT - By - ALL RIGHTS RESERVED.

LOC		DIST		REVISIONS			
P	LTR	DESCRIPTION		DATE	DWN	APVD	
		S2		REVISED PER ECO-11-004917	11MAR11	RK	HMR



RECOMMENDED PC BOARD LAYOUT



- ① NYLON, UL 94V-0 RATED, RED.
- ② BRASS PER ASTM B36.
- ③ 3.81um [.000150] MIN TIN OVER 2.54um [.000100] MIN COPPER.
- ④ 0.76um [.000030] MIN GOLD FOR A LENGTH OF 5.08 [.200] FROM MATING END, 3.81um [.000150] MIN TIN FOR A LENGTH OF 4.83 [.190] MIN FROM OPPOSITE END, BOTH OVER 1.27um [.000050] MIN NICKEL.
- ⑤ CONTACTS SELECT LOADED IN POSITIONS 2, 3 AND 4.
- ⑥ 3.81um [.000150] MIN TIN OVER 2.54um [.000100] MIN COPPER.
- ⑦ 0.76um [.000030] MIN GOLD FOR A LENGTH OF 5.08 [.200] FROM MATING END, 3.81um [.000150] MIN TIN FOR A LENGTH OF 4.83 [.190] MIN FROM OPPOSITE END, BOTH OVER 1.27um [.000050] MIN NICKEL.
- ⑧ OBSOLETE PARTS: OBSOLETE CIS STREAMLINING PER D.RENAUD/D.SINISI

⑧	⑤	OBSOLETE	⑥	YES	1-207119-2
			⑦	NO	1-207119-1
⑧	⑤	OBSOLETE	⑥	YES	1-207119-0
			⑥	NO	207119-9
			⑥	YES	207119-8
			③	YES	207119-7
			④	NO	207119-4
			④	YES	207119-3
			③	NO	207119-2
			③	YES	207119-1
			CONTACT FINISH	MOUNTING TABS	PART NUMBER

THIS DRAWING IS A CONTROLLED DOCUMENT.		DWN	03/10/92		
		CHK	3-17-92		
DIMENSIONS: mm [INCHES]		TOLERANCES UNLESS OTHERWISE SPECIFIED:		NAME	
		0 PLC ± -		PRODUCT SPEC	
		1 PLC ± -		108-10033	
		2 PLC ± 0.25 [.010]		APPLICATION SPEC	
		3 PLC ± -		SIZE	
		4 PLC ± -		CAGE CODE	
		ANGLES ± -		DRAWING NO	
MATERIAL		FINISH		RESTRICTED TO	
HOUSING: 1		CONTACT: SEE TABLE		A2 00779 C=207119	
				SCALE 4:1 SHEET 1 OF 1 REV S2	
				CUSTOMER DRAWING	