

Relay Module - RIF-4-RSC-LDP-24DC/2X21 - 2903291


Please be informed that the data shown in this PDF Document is generated from our Online Catalog. Please find the complete data in the user's documentation. Our General Terms of Use for Downloads are valid (<http://phoenixcontact.com/download>)



Pre-assembled relay module with screw connection, consisting of: relay base, power contact relay, and retaining bracket. Contact type: 2 changeover contacts. Input voltage: 24 V DC



Key Commercial Data

Packing unit	5 STK
GTIN	 4 046356 732765
GTIN	4046356732765

Technical data

Note

Utilization restriction	EMC: class A product, see manufacturer's declaration in the download area
-------------------------	---

Dimensions

Width	44 mm
Height	96 mm
Depth	91 mm

Ambient conditions

Ambient temperature (operation)	-40 °C ... 60 °C
Ambient temperature (storage/transport)	-40 °C ... 85 °C

Coil side

Nominal input voltage U_N	24 V DC
Input voltage range in reference to U_N	see diagram
Typical input current at U_N	56 mA
Typical response time	20 ms
Typical release time	20 ms
Coil voltage	24 V DC

Relay Module - RIF-4-RSC-LDP-24DC/2X21 - 2903291

Technical data

Coil side

Protective circuit	Damping diode
Operating voltage display	Yellow LED
Power dissipation for nominal condition	1.34 W

Contact side

Contact type	2 PDT
Type of switch contact	Single contact
Contact material	AgNi
Maximum switching voltage	440 V AC
	250 V DC
Minimum switching voltage	10 V (At 24 mA)
Min. switching current	10 mA (at 24 V)
Maximum inrush current	50 A (20 ms, N/O contact)
Limiting continuous current	11 A (see diagram)
Interrupting rating (ohmic load) max.	240 W (at 24 V DC)
	124 W (at 48 V DC)
	108 W (at 60 V DC)
	52 W (at 110 V DC)
	70 W (at 220 V DC)
	2500 VA (for 250 V AC)
	4000 VA (at 440 V AC)
Switching capacity in acc. with DIN VDE 0660/IEC 60947	2 A (at 24 V, DC13)
	0.22 A (at 120 V, DC13)
	0.11 A (at 250 V, DC13)
	3 A (at 120 V, AC15)
	1.5 A (at 240 V, AC15)
Single-phase motor load	800 W
Motor load according to UL 508	1/3 HP, 120 V AC (single-phase AC motor)
	1/2 HP, 240 V AC (single-phase AC motor)

Connection data input side

Connection name	Input side
Connection method	Screw connection
Stripping length	8 mm
Conductor cross section solid	0.5 mm ² ... 4 mm ²
Conductor cross-section solid (2 conductors with same cross section)	0.5 mm ² ... 2.5 mm ²
Conductor cross section flexible	0.5 mm ² ... 4 mm ²
	0.5 mm ² ... 4 mm ² (Ferrule with plastic sleeve)
Conductor cross section flexible (2 conductors with same cross section)	0.5 mm ² ... 2.5 mm ²
	0.5 mm ² ... 1.5 mm ² (TWIN ferrule with plastic sleeve)
Conductor cross section AWG	20 ... 10 (solid)
	20 ... 12 (flexible)

Relay Module - RIF-4-RSC-LDP-24DC/2X21 - 2903291

Technical data

Connection data input side

Torque	0.5 Nm ... 0.6 Nm
--------	-------------------

Connection data output side

Connection name	Contact side
Connection method	Screw connection
Stripping length	8 mm
Conductor cross section solid	0.5 mm ² ... 4 mm ²
Conductor cross-section solid (2 conductors with same cross section)	0.5 mm ² ... 2.5 mm ²
Conductor cross section flexible	0.5 mm ² ... 4 mm ²
	0.5 mm ² ... 4 mm ² (Ferrule with plastic sleeve)
Conductor cross section flexible (2 conductors with same cross section)	0.5 mm ² ... 2.5 mm ²
	0.5 mm ² ... 1.5 mm ² (TWIN ferrule with plastic sleeve)
Conductor cross section AWG	20 ... 10 (solid)
	20 ... 12 (flexible)
Torque	0.5 Nm ... 0.6 Nm

General

Test voltage relay winding/relay contact	2.5 kV _{rms} (50 Hz, 1 min.)
Test voltage relay contact/relay contact	2.5 kV _{rms} (50 Hz, 1 min.)
Operating mode	100% operating factor
Degree of protection	IP20 (Relay base)
	RT I (Relay)
Mechanical service life	approx. 10 ⁷ cycles
Mounting position	any
Assembly instructions	In rows with zero spacing

Standards and Regulations

Standards/regulations	DIN EN 50178
Rated insulation voltage	250 V AC
Rated surge voltage	4 kV
Insulation	Basic insulation
Degree of pollution	2
Overvoltage category	III
Flammability rating according to UL 94	V2

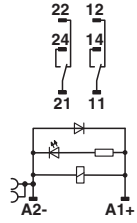
Environmental Product Compliance

China RoHS	Environmentally Friendly Use Period = 50
	For details about hazardous substances go to tab "Downloads", Category "Manufacturer's declaration"

Drawings

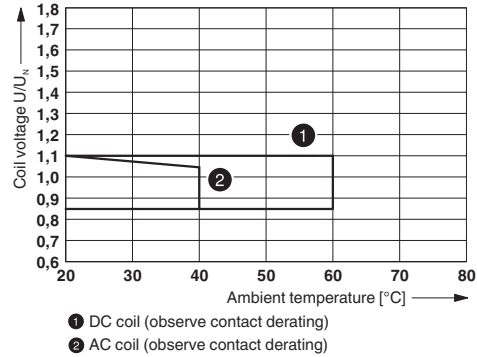
Relay Module - RIF-4-RSC-LDP-24DC/2X21 - 2903291

Circuit diagram



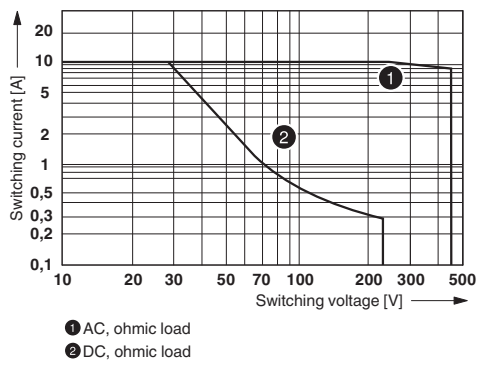
DC coils

Diagram

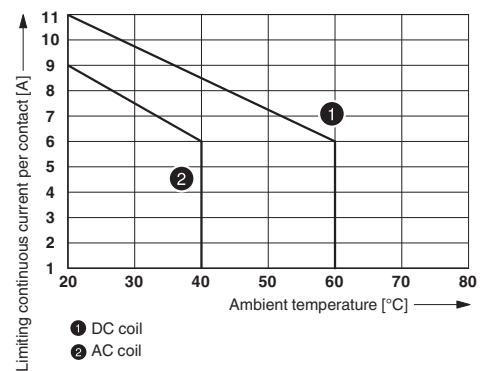


Operating voltage range

Diagram

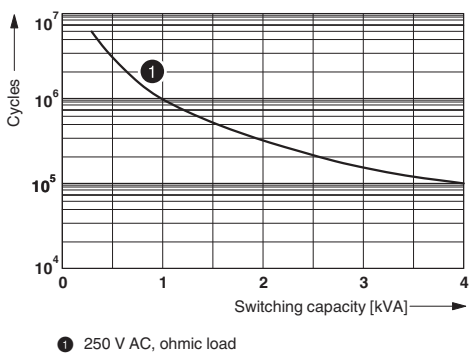


Diagram



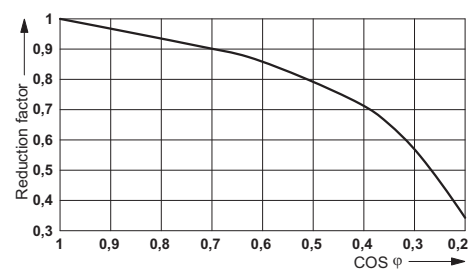
Interrupting rating

Diagram



Contact derating

Diagram



Electrical service life

Service life reduction factor

Relay Module - RIF-4-RSC-LDP-24DC/2X21 - 2903291

Articles in set

Relay base - RIF-4-BSC/3X21 - 2900960



RIF-4... relay base, for high-power relay with 2 or 3 changeover contacts or 3 N/O contacts, screw connection, plug-in option for input/interference suppression modules, for mounting on NS 35/7,5

Single relay - REL-PR2- 24DC/2X21 - 2903698



Plug-in high-power relay with power contacts, 2 PDTs, coil voltage: 24 V DC

Plug-in module - RIF-LDP-12-24 DC - 2900939



Plug-in module, for mounting on RIF-1, RIF-2, RIF-3, and RIF-4, with freewheeling diode and yellow LED, polarity: A1+, A2-, input voltage: 12 ... 24 V DC $\pm 20\%$

Retaining bracket - RIF-RH-4 - 2900956



Relay retaining bracket, with holder for marking material, suitable for RIF-4 relay base, for high-power relay

Approvals

Approvals

Approvals

DNV GL / CSA / EAC

Ex Approvals

Approval details

Relay Module - RIF-4-RSC-LDP-24DC/2X21 - 2903291

Approvals

DNV GL		http://exchange.dnv.com/tari/	TAA000018V
CSA		http://www.csagroup.org/services-industries/product-listing/	2607057
EAC			RU C- DE.A*30.B.01082

Phoenix Contact 2018 © - all rights reserved
<http://www.phoenixcontact.com>

PHOENIX CONTACT GmbH & Co. KG
Flachsmarktstr. 8
32825 Blomberg
Germany
Tel. +49 5235 300
Fax +49 5235 3 41200
<http://www.phoenixcontact.com>